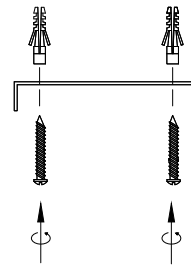
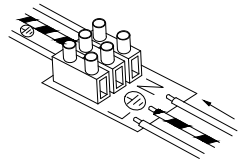



1. Turn off the general switch



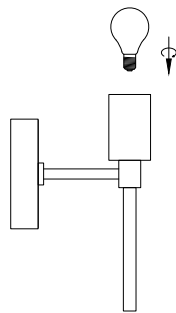
2. Apply screws into plastic anchors



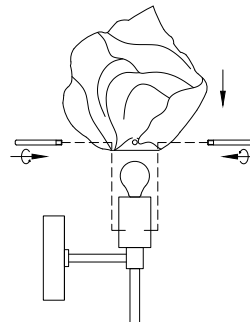
3. Connect wires



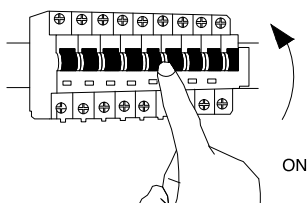
4. Tie up side screws



5. Insert the light bulb



6. Apply the lid by tiding up



7. Turn on the general switch

